

DON'T HESITATE TO CHANGE YOUR MIND

for B \flat and E \flat winds, contrabass, percussion, and electronics

Kris Tiner, ASCAP

May-August 2006

1 NO UNISONS, EACH INSTRUMENT REPEAT AND VARY AT WILL...

The score is written for five parts: B \flat (B-flat), E \flat (E-flat), CB (Contrabass), PER (Percussion), 1E (Electronics 1), and 2E (Electronics 2). The B \flat and E \flat parts are in treble clef, while the CB part is in bass clef. The PER part uses a standard percussion clef. The 1E and 2E parts are represented by horizontal lines with specific processing instructions. The B \flat part includes a '(harmon mute)' instruction. Dynamics range from *pp* (pianissimo) to *ff* (fortissimo). The PER part includes a 'loop + degrade...' instruction. The 2E part includes a 'process brass/ww, degrade, EQ to highs, (reverse)...' instruction. The score concludes with an 'X' mark and the text '...stop'.

DON'T HESITATE... p. 2

2 IN GESTURAL (NOT STRICT) UNISON...

The musical score is arranged in six staves from top to bottom: Bb, Eb, CB, PER, 1E, and 2E.

- Bb Staff:** Starts with a treble clef and a key signature of two flats. The first measure is marked *mp* and includes the instruction "(sans mute)". The second measure is marked *p* and includes "gradual rit.". The third measure is marked *mp*. The final measure is marked "repeat as unison in background".
- Eb Staff:** Similar to the Bb staff, with *mp*, *p* (gradual rit.), and *mp* dynamics. The final measure is marked "repeat as unison in background".
- CB Staff:** Starts with a bass clef. The first measure is marked *mp*. The second measure is marked *p* and includes "gradual rit.". The third measure is marked *f*. The final measure is marked "repeat as unison in background".
- PER Staff:** Features a rhythmic pattern of eighth notes. The first measure is marked *mf*. The second measure is marked *f*. The final measure is marked "repeat as unison in background".
- 1E Staff:** A horizontal line with a dynamic marking of *f*. It includes the instruction "loop + degrade..." and ends with "...stop".
- 2E Staff:** A horizontal line with a dynamic marking of *mp*. It includes the instruction "sample + transpose/pitch shift..." and ends with "...stop".

Additional annotations include a box around the CB staff's third measure with an arrow pointing to the PER staff, and a box around the PER staff's second measure with an arrow pointing to the 1E staff. A large arrow points from the PER staff towards the right side of the page.

3

The musical score is arranged vertically with the following staves and instructions:

- B_b**: (tacit). Features a section with a harmon mute and *mp* dynamics, containing two measures of music with fingerings 2-3 and 2-5.
- E_b**: SOLO. A long horizontal line with a circle and an arrowhead pointing right.
- C_B**: continue 7/8 for ww solo... (tacit). A long horizontal line with an arrowhead pointing right.
- PER**: continue 7/8 for ww solo... (tacit). A long horizontal line with an arrowhead pointing right. Below this staff is a *pp* dynamic marking and a series of diamond-shaped notes.
- 1E**: (tacit).
- 2E**: continue processing ww solo, build to more interactive texture... A long horizontal line with a circle and an arrowhead pointing right.

DON'T HESITATE... p. 4

4 GESTURAL UNISON...

The musical score consists of six staves:

- Bb:** Treble clef, *mf* dynamic. Features a melodic line with a solo section indicated by a bracket and a circle with an arrow pointing to the right. The solo section is marked with a triangle.
- Eb:** Treble clef, *mf* dynamic. Mirrors the Bb staff's melody. Marked with a bracket and a circle with an arrow pointing to the right, labeled "(tacet)".
- CB:** Bass clef, *mf* dynamic. Mirrors the Bb staff's melody. Marked with a bracket and a circle with an arrow pointing to the right, labeled "(tacet)".
- PER:** Percussion staff with diamond-shaped notes. A bracket and circle with an arrow pointing to the right are labeled "(tacet)".
- 1E:** A horizontal line with a bracket and circle with an arrow pointing to the right, labeled "sample + loop...". Below the line is the dynamic *mf*. The line continues with the text "continue under brass solo..." and ends with "...stop".
- 2E:** A horizontal line with a bracket and circle with an arrow pointing to the right, labeled "(tacet)".

Additional markings include "1-3" and "2-3" under the first two measures of the brass staves, and an "X" at the end of the CB staff.

5 GESTURAL UNISON...

The musical score consists of five staves:




- Bb:** Treble clef, starting with a forte (*f*) dynamic. The first measure is marked "(sans mute)". A box highlights a sequence of notes, with an arrow pointing to a triangle symbol. The staff ends with a 3-5 measure bracket.
- Eb:** Treble clef, starting with a forte (*f*) dynamic. A box highlights a sequence of notes, with an arrow pointing to a triangle symbol. The staff ends with a 3-5 measure bracket.
- CB:** Bass clef, starting with a forte (*f*) dynamic. A box highlights a sequence of notes, with an arrow pointing to a triangle symbol. The staff ends with a 3-5 measure bracket.
- PER:** Percussion staff, starting with a forte (*f*) dynamic. It features a series of accented eighth notes. A box highlights the first four notes, with an "X" below the fourth note. An arrow points from this box to the instruction "continue steady 12/8 feel...". The staff ends with a triangle symbol.
- 1E:** Electronic staff, marked "(tacit)". It contains a horizontal line with a forte (*f*) dynamic marking and the instruction "sample + delay...". The staff ends with "...stop".
- 2E:** Electronic staff, marked "(tacit)". It contains a horizontal line with a forte (*f*) dynamic marking and the instruction "analog synth noise + degrade/distortion...". The staff ends with "...stop".

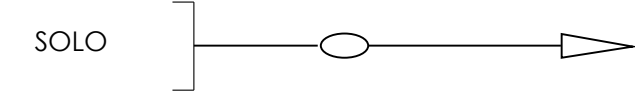
DON'T HESITATE... p. 6

6

B \flat (tacit)

E \flat (tacit)

CB  SOLO  

PER  (tacit)

1E (tacit)

2E (tacit)

white noise / digital noise (phasing)...

pp

7

B \flat *(unison first time only)* *2-3* *repeat and expand*

E \flat *2-3* *repeat and expand*

CB *(tacet)*

PER *(tacet)*

1E *(tacet)*

2E *continue...* *sample/loop/delay brass + ww material...* *mp* *...stop*

mp *2-5* *pp rit.....* *X*

sample + loop...
mp

DON'T HESITATE... p. 8

8

B \flat continue expansion of previous material...

E \flat continue expansion of previous material...

CB (tacet)

PER continue expansion of previous material...

1E continue... ...stop

2E (tacet)

process brass/ww, degrade, EQ to highs, (reverse)... continue after cutoff...
mf